
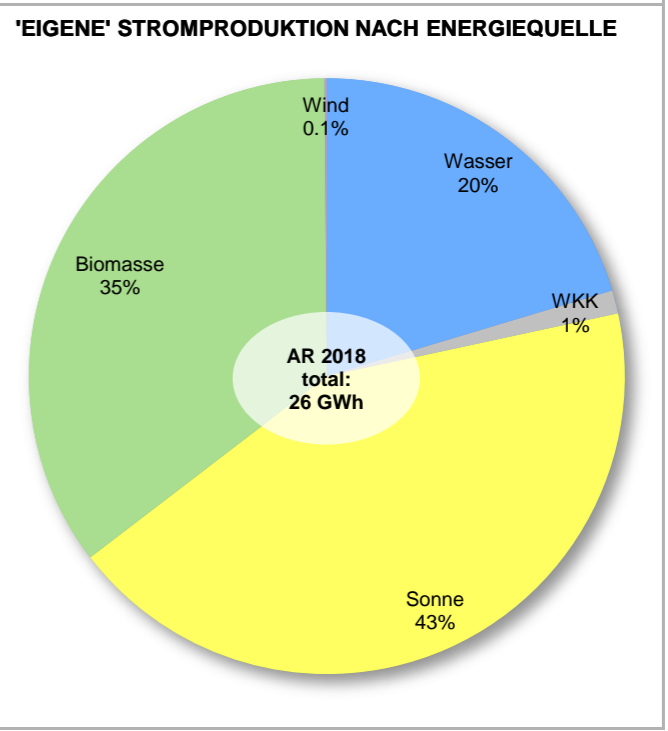
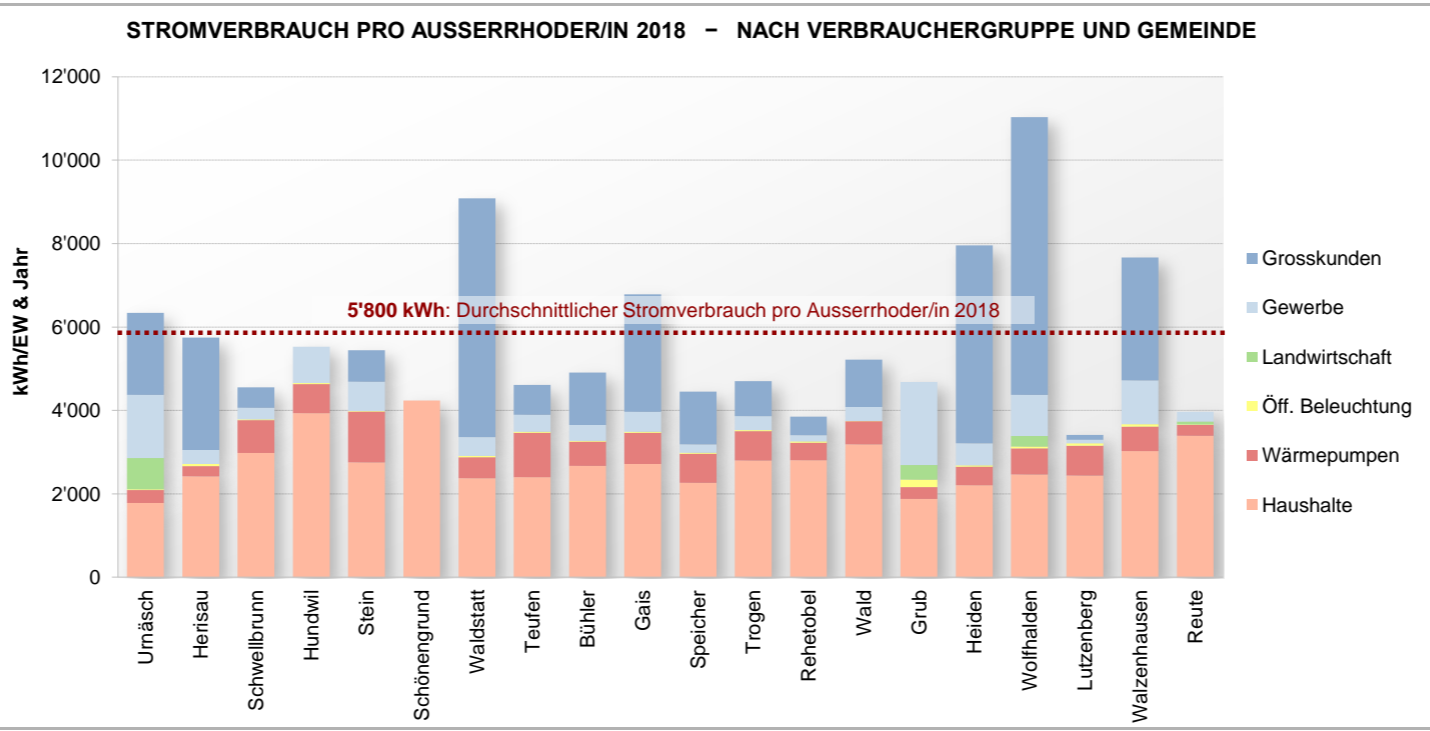
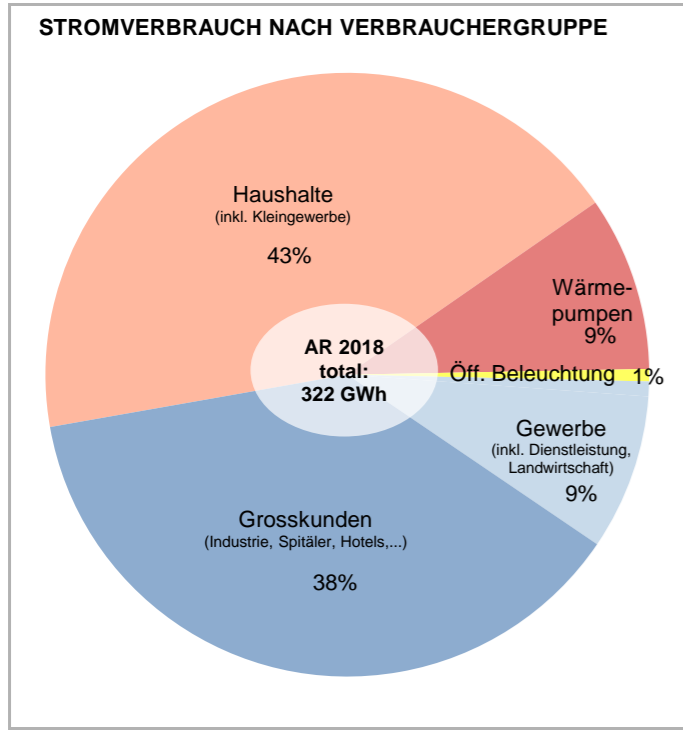


Strom-Kennzahlen 2018



	EW	55'234	2'303	15'745	1'573	941	1'429	532	1'870	6'265	1'799	3'091	4'382	1'735	1'747	877	1'008	4'162	1'837	1'279	1'971	688
STROMVERBRAUCH 2018	MWh/a	322'418	14'600	90'451	7'167	5'203	7'782	2'253	16'986	28'899	8'831	20'978	19'492	8'162	6'724	4'576	4'720	33'110	20'272	4'365	15'118	2'729
Haushalte (inkl. Kleingewerbe), davon...	MWh/a	169'189	4'813	41'994	5'931	4'360	5'680	2'253	5'384	21'689	5'846	10'700	12'985	6'075	5'638	3'282	2'182	11'031	5'675	4'038	7'118	2'515
Wärmepumpen	MWh/a	30'155	714	3'861	1'239	656	1'742	k.A. ⁴⁾	936	6'631	1'044	2'310	3'070	1'214	732	486	287	1'836	1'148	916	1'157	178
Landwirtschaft	MWh/a	2'562	1'711	k.A. ³⁾	k.A. ³⁾	k.A. ³⁾	k.A. ³⁾	k.A. ³⁾	k.A. ³⁾	k.A. ³⁾	k.A. ³⁾	k.A. ³⁾	k.A. ³⁾	k.A. ³⁾	k.A. ³⁾	k.A. ³⁾	349	k.A. ³⁾	453	k.A. ³⁾	k.A. ³⁾	49
Wirtschaft, davon...	MWh/a	148'539	8'021	47'627	1'214	821	2'086	k.A. ³⁾	11'543	7'043	2'944	10'192	6'394	2'041	1'034	1'289	2'009	21'936	14'054	259	7'876	158
Gewerbe (inkl. Dienstleistung, Landwirtschaft)	MWh/a	26'898	3'498	5'201	443	821	1'008	k.A.	839	2'572	685	1'472	858	583	264	292	2'009	2'211	1'814	110	2'060	158
Grosskunden (Industrie, Spitäler, Hotels,...)	MWh/a	121'641	4'524	42'427	770	0	1'077	k.A.	10'704	4'470	2'259	8'719	5'536	1'458	770	997	0	19'725	12'240	148	5'816	0
Öffentliche Beleuchtung	MWh/a	2'128	55	830	22	21	16	k.A. ³⁾	60	168	41	86	113	47	52	6	180	143	90	69	124	7
Stromverbrauch pro Einwohner	MWh/a.EW	5.8	6.3	5.7	4.6	5.5	5.4	4.2	9.1	4.6	4.9	6.8	4.4	4.7	3.8	5.2	4.7	8.0	11.0	3.4	7.7	4.0
'EIGENE' STROMPRODUKTION 2018 ¹⁾	MWh/a	25'929	4'815	1'894	8'935	226	258	50	676	1'295	423	1'417	1'480	523	525	216	103	2'079	238	191	369	216
Sonne	MWh/a	11'144	734	1'699	541	226	258	50	676	1'117	281	1'368	721	523	525	216	103	1'109	238	191	351	216
Wasser	MWh/a	5'278	4'081	193	0	0	0	0	0	0	29	9	5	0	0	0	0	962	0	0	0	0
Biomasse (inkl. Holz)	MWh/a	9'148	0	0	8'394	0	0	0	0	0	0	0	754	0	0	0	0	0	0	0	0	0
Wind	MWh/a	32	0	0	0	0	0	0	0	0	0	32	0	0	0	0	0	0	0	0	0	0
WKK ²⁾	MWh/a	326	0	2	0	0	0	0	0	178	112	8	0	0	0	0	0	8	0	0	18	0
Selbstversorgungsgrad mit Strom		8.0%	33.0%	2.1%	124.7%	4.4%	3.3%	2.2%	4.0%	4.5%	4.8%	6.8%	7.6%	6.4%	7.8%	4.7%	2.2%	6.3%	1.2%	4.4%	2.4%	7.9%



Datenquelle: Datenerhebung bei Elektrizitätswerken
 1) 'Eigene' = Stromproduktionsanlage steht im jeweiligen Gemeindegebiet
 2) WKK = Wärmekraftkopplung; in AR hauptsächlich mit Gas betrieben
 3) Verbrauchsdaten unter "Haushalte" oder "Gewerbe" erfasst